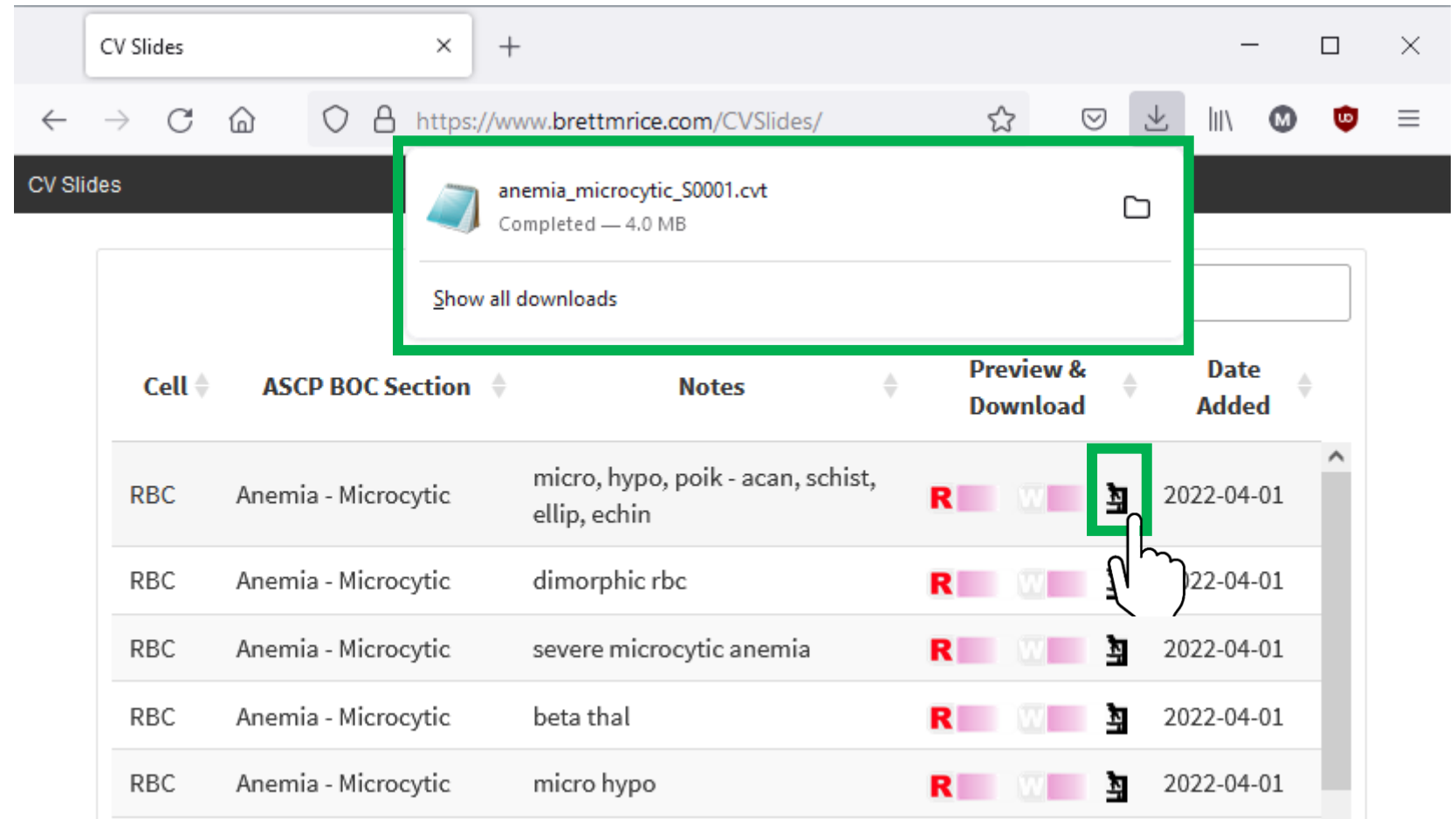







# How-to Transfer CV Slide Files to CellaVision Proficiency Software

# Download File


Click  to  
download the  
CV Slide file

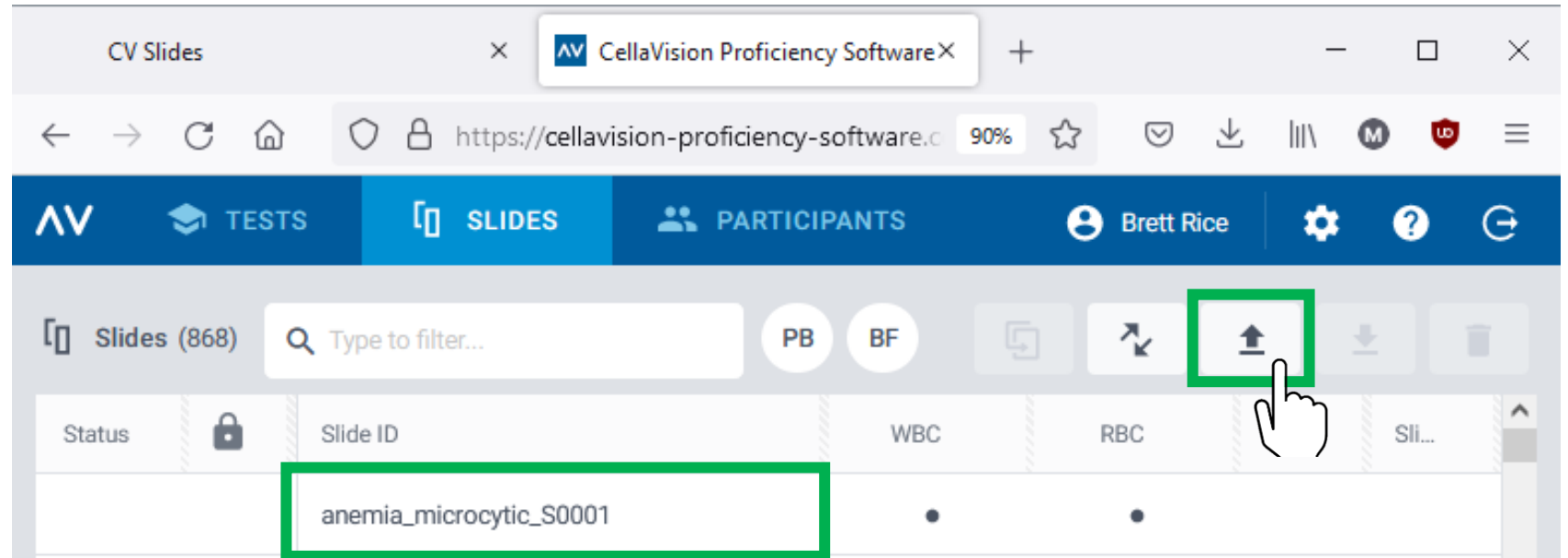


The screenshot shows a web browser window with the address bar displaying <https://www.brettmrice.com/CVSlides/>. A download notification is visible, showing a file named **anemia\_microcytic\_S0001.cvt** (4.0 MB) has been completed. Below the notification is a table with columns: **Cell**, **ASCP BOC Section**, **Notes**, **Preview & Download**, and **Date Added**. The table contains five rows of data related to Anemia - Microcytic. In the first row, the 'Preview & Download' column contains a red 'R' icon, a white 'W' icon, and a microscope icon. A green box highlights the microscope icon, and a hand cursor is pointing at it. The other rows also have similar icons in the 'Preview & Download' column.

Cell	ASCP BOC Section	Notes	Preview & Download	Date Added
RBC	Anemia - Microcytic	micro, hypo, poik - acan, schist, ellip, echin	R W 	2022-04-01
RBC	Anemia - Microcytic	dimorphic rbc	R W 	2022-04-01
RBC	Anemia - Microcytic	severe microcytic anemia	R W 	2022-04-01
RBC	Anemia - Microcytic	beta thal	R W 	2022-04-01
RBC	Anemia - Microcytic	micro hypo	R W 	2022-04-01

# Upload File

Click  to upload the previously downloaded file



The screenshot shows the CellaVision Proficiency Software interface. The browser window has two tabs: 'CV Slides' and 'CellaVision Proficiency Software'. The address bar shows the URL 'https://cellavision-proficiency-software.c'. The interface has a blue header with the 'AV' logo and navigation tabs: 'TESTS', 'SLIDES' (selected), and 'PARTICIPANTS'. The user 'Brett Rice' is logged in. Below the header, there is a section for 'Slides (868)' with a search bar 'Type to filter...'. To the right of the search bar are buttons for 'PB', 'BF', and an upload button (indicated by a green box and a hand cursor). Other buttons for copy, download, and delete are also present. Below this is a table with columns: 'Status', 'Slide ID', 'WBC', 'RBC', and 'Sli...'. The first row of the table has a green box around the 'Slide ID' cell, which contains the text 'anemia\_microcytic\_S0001'.

Status	Slide ID	WBC	RBC	Sli...
	anemia_microcytic_S0001	•	•	